

DERUN LIGHTING TECHNOLOGY CO., LTD

User manual

Part No: DR-CON-IR20M-3CH-LV




Summarization

20 key infrared music LED controller adopts the advanced micro control unit. It is used for controlling a variety of LED lamp. For instance, point-source light, flexible strip light, wall washer light, glass curtain wall light and so on, it has many advantages such as low cost, convenient connection and ease of use. Meanwhile you could adjust brightness, static colors and color changing effects via infrared remote control, when it is in sound control-mode, the colors will change with the music rhythm.





Technical Parameters:

- working-temperature: -20-60°C
- output: 3 circuit
- external dimension: L63*W35*H22mm
- net weight:50g
- maximum current:4A
- output current: 2A
- input voltage:DC12-24V
- connection mode: common anode
- packing size:L88*W65*H40mm
- gross weight:66g
- static power loss: <1W
- output power: 72W

Remote control functions

| button | Function |
|---|--|
|  | When in static mode(default): to adjust the brightness(16 grades) When in jump3, jump7,fade3, fade7 mode: to adjust the light flashing rate(8 grades) |

DERUN LIGHTING TECHNOLOGY CO., LTD

| | |
|---|--|
| | When in music mode: to adjust the sensitivity of receiving music |
| On/Off | Turn on /off the controller |
| Red/green/blue White/orange Yellow/cyan/purple | To select corresponding static color |
| Jump3 | 3 colors jump changing |
| Jump7 | 7 colors jump changing |
| Fade3 | 3 colors gradual changing |
| Fade7 | 7 colors gradual changing |
|  | Sound-control mode_ I (general music), all colors will gradual or jump change following the music/ sound rhythm. If no music/sound input or sensed, all colors will gradual change. |
|  | Sound-control mode_ II (tenderness music), all colors will slow breathing or jump change following the music/sound rhythm. If no music/sound input or sensed, all colors will slow breathing change. |
|  | Sound-control mode_ III (active music), all colors will jump change following the music/sound rhythm. If no music/sound input or sensed, current colors keep lighting. |
|  | Sound-control mode_ IV (DJ music), all colors will jump following the music/sound rhythm. If no music/sound input or sensed, all colors are off. |

Direction for use

1. Connect the load lines and power lines, make sure all connection correct before power switched on.
2. Insure there is no obstacle between the IR controller and the receiver when operating.
3. This product should not be used in outdoor and any other humid environment. Not allow to touch water or any liquid. No impacting and knocking. Should be not use in high temperature and high pressure environment to avoid the product damage, and cause short-circuit. Fire disaster and electric shock etc.
4. The manufacturers will not be responsible for the product damage, proerty damage, personal injury and any other losess which are caused by improper use.